

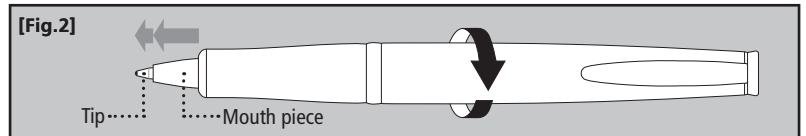
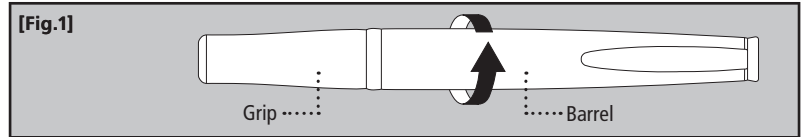


/ Use and Care Guide

How to use

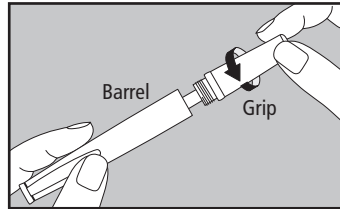
<Double Action Extending Mechanism>

- (1) The tip extends when the barrel is turned in the direction indicated by the arrow in the figure. Continuing to turn the barrel will cause the writing tip to emerge. [Fig.1]
- (2) To retract the writing tip and the tip section, turn the barrel in the opposite direction indicated in [Fig.1]. [Fig.2]

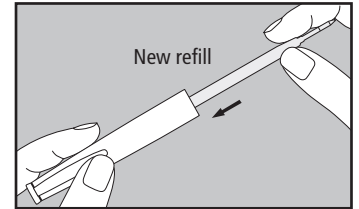


How to replace a refill

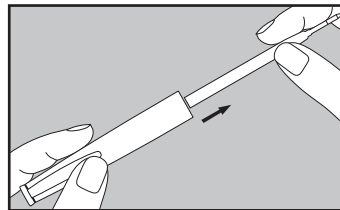
- (1) Unscrew the grip to detach.



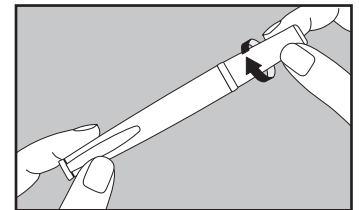
- (3) Insert a new refill.



- (2) Pull out the empty refill.



- (4) Screw the grip to the barrel firmly.



Refills

* Oil-based ink refills and gel ink refills are not compatible.

* Bring the empty refill to the store when purchasing a new one.

Oil-based ink refills

Article. No	Ink color	Ball dia.
BRFN-30EF-B	Black	0.5mm(Extra Fine point)
BRFN-30F-B	Black	0.7mm(Fine point)
BRFN-30M-B	Black	1.0mm(Medium point)

Gel ink refills

Article. No	Ink color	Ball dia.
BLGS-5-B	Black	0.5mm(Extra Fine point)
BLGS-7-B	Black	0.7mm(Fine point)

Remarks

- Please do not use this product for any purpose other than writing.
- Keep away from children.
- To prevent ink leakage, never write with the pen tip upwards.
- Avoid severe impacts by hard shaking because the ink may leak.
- Always retract the writing tip and mouthpiece after use.
- Note that it may not be possible to remove this ink if it accidentally gets on your clothes.
- Do not store in places exposed to direct sunlight or high temperatures.