

Oil-based Ballpoint Pen / Use and Care Guide

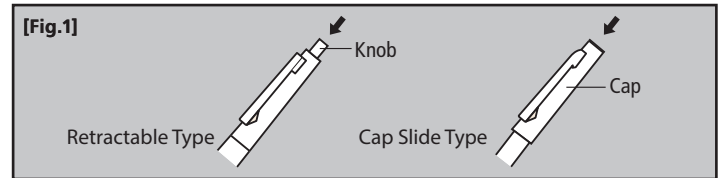
PILOT oil-based ballpoint pens are available in Standard (Retractable, Cap Slide, Revolving, Knob Revolving) and Multicolor (Retractable, and Lever Slide) types. Please refer to this Use and Care Guide before use.

Standard ballpoint pen

Retractable and Cap Slide Type

● How to use

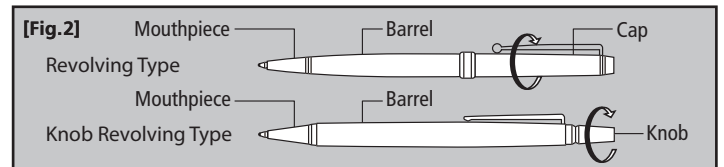
- (1) The tip comes out to be fixed by pressing the upper end knob or the cap. **[Fig.1]**
- (2) To retract the tip, press the knob or the cap.



Revolving and Knob Revolving Type

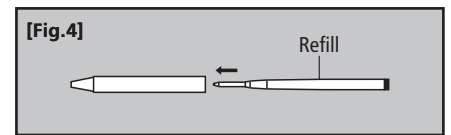
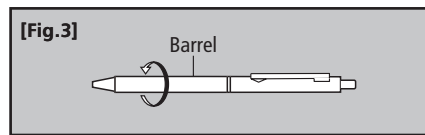
● How to use

- (1) The tip comes out when the cap/knob is turned in the direction of the arrow. **[Fig.2]**
- (2) The tip retracts when the cap/knob is turned the other way.



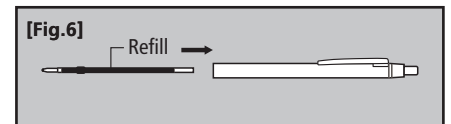
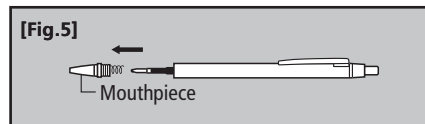
How to replace the empty refill

- (1) Unscrew the barrel to detach. **[Fig.3]**
- (2) Pull out the empty refill.
- (3) Insert a new refill. **[Fig.4]**
- (4) Screw the barrel onto the cap firmly to complete the process.



For the removable tip type

- (1) Unscrew the mouthpiece to detach. **[Fig.5]**
- (2) Pull out the empty refill.
- (3) Insert a new refill. **[Fig.6]**
- (4) Reattach the removed tip securely to complete the process.



Multicolor ballpoint pen

Retractable Type (3 or 4 colors)

● How to use

(1) How to extend the tip

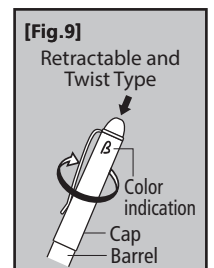
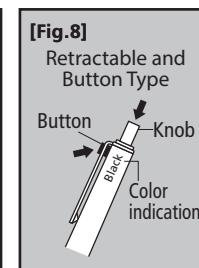
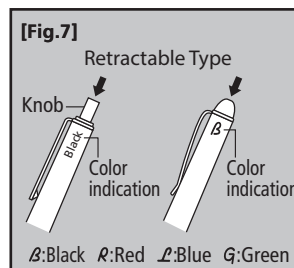
If the knob is clicked while viewing the indicator mark from above, the color shown on the mark is released. **[Fig.7], [Fig.8], and [Fig.9]**

(2) How to retract the tip

Click Type: Click the knob or the cap again. **[Fig.7]**

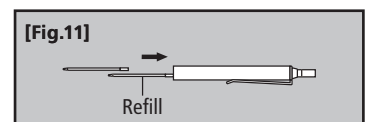
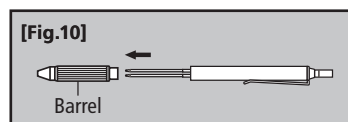
Retractable and Button Type: Press the button on clip. **[Fig.8]**

Retractable and Twist Type: Hold the barrel and twist the upper barrel. **[Fig.9]**



● How to replace the empty refill

- (1) Unscrew the barrel to detach. **[Fig.10]**
- (2) Pull out the empty refill.
- (3) Insert a new refill. **[Fig.11]**
- (4) Screw the removed barrel back in securely to complete the process.



Multicolor ballpoint pen

Lever Slide Type (three colors)

● How to use

(1) When the lever is slid, the pen tip that matches the lever's color extends. **[Fig.12]**

(2) To retract the tip, slide another lever.

● How to replace the empty refill

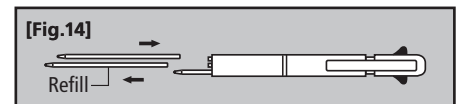
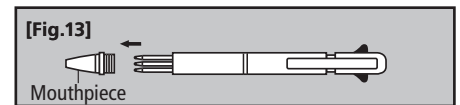
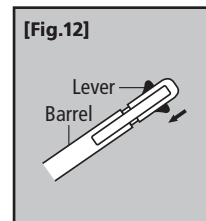
(1) Unscrew the mouthpiece to detach. **[Fig.13]**

(2) Pull out the empty refill. **[Fig.14]**

(To replace the refill, keep the lever slid.)

(3) Insert a new refill. **[Fig.14]**

(4) Screw the removed tip back on to complete the process.



Remarks

- Please do not use this product for any purpose other than writing.
- Keep away from children.
- To prevent ink leakage, never write with the tip upwards.
- Always retract the writing tip after use.
- Note that it may not be possible to remove this ink if it accidentally gets on your clothes.
- For oil-based pens, avoid applying excessive force or vigorous shaking because this may cause ink to leak.
- Do not store in places exposed to direct sunlight or high temperatures.

Refill for Available

- To verify compatible refills, scan the code below or visit the URL provided.
- Bring the empty refill to the store when purchasing a new one.



<https://www.pilot-refill.jp/en/oil>